

# Welcome to



## Jere Baxter Administrative Staff



### Vision

We will provide a caring, collaborative, and challenging environment that empowers, engages, and enlightens all students to reach their full potential.

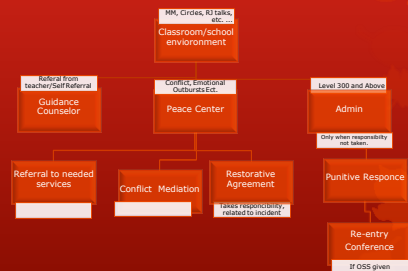
### At Jere Baxter we will:

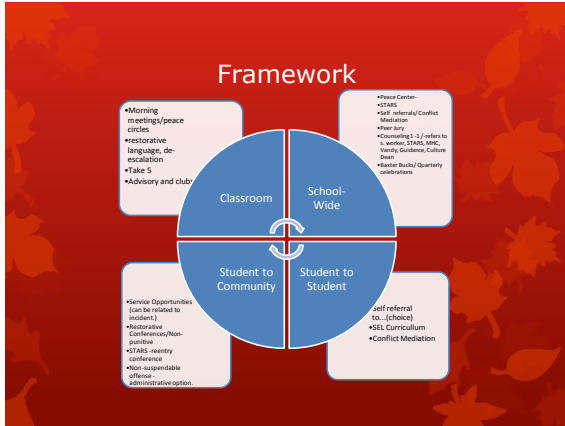
# Engage, Enlighten, and Empower

### Developing The Plan

- Shifted away an adult first culture to a student first culture
- 80/20

### Framework





### Framework

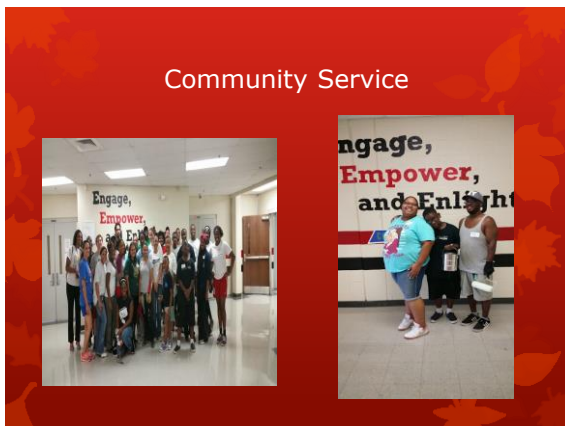
| Steps  | Disruptive Behavior (off task, talking, sleeping, disrespect)   | Emotional Response (visibly upset, speaking loudly, cursing, aggressive behavior) |
|--------|---|---|
| Step 1 | -Redirection of student   | -1 on 1 conversation  |
| Step 2 | -Warning/Redirection  | -Cool down area in class (Take 5)   |
| Step 3 | -In class Intervention (Change of seat, Take 5)   | -Red stick to 102 (call 102 or main office)                                       |
| Step 4 | -Buddy ISS (give blue stick and complete reflection sheet. Should be specified place and time)                | *Submit referral as soon as possible if red stick is used.                        |
| Step 5 | -Red stick to 102 (call 102 or main office)<br>*Submit referral if you reach step 5 or reoccurring behaviors. |   |

### Framework Options and Response

| Restorative Option  | Punitive Option  |
|---|--|
| <ul style="list-style-type: none"> <li>Service Opportunity</li> <li>After School Service</li> <li>Saturday School Service</li> <li>Lunch Service</li> </ul> | <ul style="list-style-type: none"> <li>Lunch Detention</li> </ul>  |
| <ul style="list-style-type: none"> <li>Peer Court</li> </ul>  | <ul style="list-style-type: none"> <li>Loss of Recess</li> </ul>   |
| <ul style="list-style-type: none"> <li>Conflict Mediation/Counseling</li> </ul>   | <ul style="list-style-type: none"> <li>Individualized Instruction Time (Can be Restorative)</li> </ul>   |
| <ul style="list-style-type: none"> <li>Restorative Conference</li> </ul>  | <ul style="list-style-type: none"> <li>OSS</li> </ul>  |
| <p>*Above if student is willing to right the wrong.</p>   | <ul style="list-style-type: none"> <li>Expulsion</li> </ul> <p>*Above if student is repeat offender or for serious offense. (Must be followed by additional restorative option.)</p> |

#### JBMP Self-Referral Form

|   |        |                         |       |
|---|--------|-------------------------|-------|
| Student Name:   | Grade: | Date:                   | Time: |
| I need to speak with someone....  |        |                         |       |
| <input type="checkbox"/> <b>This Week</b> (Choose this if you feel the issue is small and you can wait to discuss it)   |        |                         |       |
| <input type="checkbox"/> <b>Today</b> (Choose this if the issue needs to get resolved soon. Problems with a friend, argument with another student, family problems)   |        |                         |       |
| <input type="checkbox"/> <b>Now</b> (Choose this for issues you feel are URGENT! This includes a death in the family, major family changes like divorce or separation, bullying, and self-harm/depression.) |        |                         |       |
| 1. Is a circle needed?  |        | Other Parties Involved: |       |
| Yes or No   |        |                         |       |
| Explain the issue:  |        |                         |       |
|   |        |                         |       |
|   |        |                         |       |
|   |        |                         |       |
|   |        |                         |       |
|   |        |                         |       |

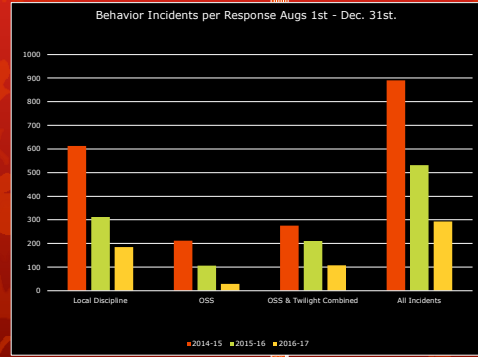


### Data as of December 2016

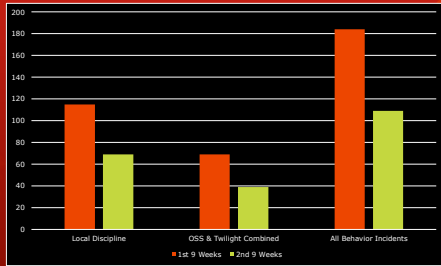
|  | 27 Students<br>29 Incidents<br>86% Reduction from 2014<br>73% Reduction from 2015   | 27 Students<br>20 Incidents                  | 80 Students<br>106 Incidents<br>50% Reduction from 2014  | 136 Students<br>212 Incidents                |
|--|---|--|--|--|
| Suspensions                              |   |  |  |  |
| Suspensions and Twilight School Combined | 86 Students<br>108 Incidents<br>61% Reduction from 2014<br>49% Reduction from 2015  | 57 Students<br>69 Incidents                  | 151 Students<br>211 Incidents<br>86% Reduction from 2014 | 191 Students<br>275 Incidents                |
| All Discipline Incidents                 | 214 Students<br>293 Incidents<br>68% Reduction from 2014<br>45% Reduction from 2015 | 148 Students<br>184 Incidents                | 339 Students<br>531 Incidents<br>41% Reduction from 2014 | 460 Students<br>890 Incidents                |
| Expulsions                               | 0 Expulsions<br>2 Sent to Alternative School  | 0 Expulsions<br>1 Sent to Alternative School | 0 Expulsions<br>8 Sent to Alternative School             | 0 Expulsions<br>2 Sent to Alternative School |

## Discipline Changes

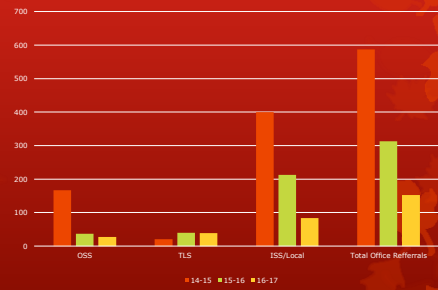
| Jere Baxter Middle Prep  |              |            |            |            |                           |                     |
|--|--------------|------------|------------|------------|---------------------------|---------------------|
| Incident and Unique Student Counts by Response (2014- April 30, 2015 vs. 2015- through April 30, 2016) | 2014-2015    |            | 2015-2016  |            | Percent Increase/Decrease |                     |
|  | #Incident    | #Student * | #Incident  | #Student * |                           |                     |
| In School Suspension   | 631          | 228        | 1          | 1          |                           | N/A                 |
| Local Discipline   | 182          | 86         | 245        | 108        |                           | 25% Increase        |
| Restorative Conference   | 0            | 0          | 63         | 41         |                           | N/A                 |
| Local Discipline-Saturday Sch  | 0            | 0          | 92         | 63         |                           | N/A                 |
| Out-of-School Suspension   | 299          | 158        | 138        | 98         |                           | 54% Decrease        |
| TLS  | 158          | 97         | 302        | 139        |                           | 90% Increase        |
| Remandment to an alternative   | 6            | 6          | 15         | 14         |                           | 130% Increase       |
| <b>Totals:</b>   | <b>1,276</b> | <b>575</b> | <b>856</b> | <b>464</b> |                           | <b>33% Decrease</b> |
| Local Discipline/RC/ISS Combined   | 813          | 314        | 401        | 213        |                           | 51% Decrease        |
| OSS/TLS Combined   | 457          | 255        | 440        | 237        |                           | 4% Decrease         |



## 2016-2017 9 Weeks Comparisons



## Behavior Response per Incident Aug. 1st - Oct 31st



## Chronic Absenteeism

- 29% 2014-2015
- 12% 2015-2016 Decrease by 17%

## Excellent Teachers



WE ARE A LEVEL 5 SCHOOL!

- Math level 5!
- English Level 5!
- Science Level 5!

WE WANT YOU TO JOIN THE REDHAWKS!

