



# Personalized Learning in the Elementary Classroom

Natalie Beach  
Kindergarten Teacher  
Prescott South Elementary School  
Cookeville, TN  
[nbeach@pcsstn.com](mailto:nbeach@pcsstn.com)  
@psesmrsbeach

[tinyurl.com/elementarypl](https://tinyurl.com/elementarypl)

# QUIZ



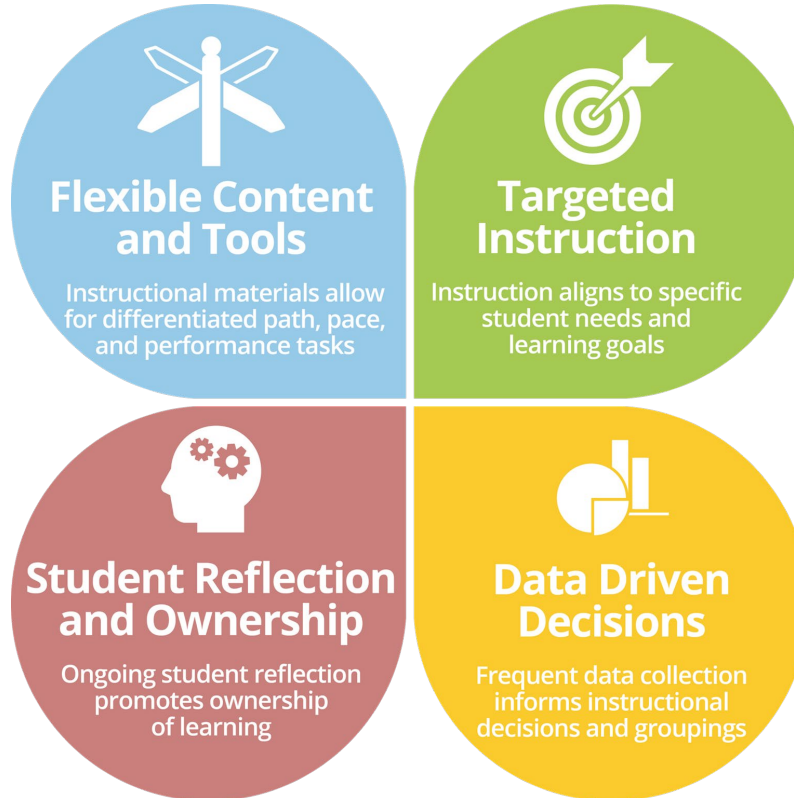
# DISCUSS



**What is the difference between  
DIFFERENTIATED Learning  
and  
PERSONALIZED Learning?**

# What is Personalized Learning?

---



# What is Personalized Learning?

## Flexible Content and Tools

### Differentiated

- pace
- path
- performance tasks



## Flexible Content and Tools

Instructional materials allow for differentiated path, pace, and performance tasks

# What is Personalized Learning?

## Targeted Instruction

Specific to

- student needs
- learning goals



## Targeted Instruction

Instruction aligns to specific student needs and learning goals

# What is Personalized Learning?

## Data Driven Decisions

### Data

- is collected frequently
- informs instructional decisions
- informs instructional groupings



## Data Driven Decisions

Frequent data collection informs instructional decisions and groupings

# What is Personalized Learning?

## Student Reflection and Ownership

Students

- choose
- reflect
- own their learning



## Student Reflection and Ownership

Ongoing student reflection promotes ownership of learning



# DISCUSS

---

**Which of the CORE4  
lends best to how  
you teach? Which  
seems most  
difficult?**



## Flexible Content and Tools

Instructional materials allow  
for differentiated path, pace,  
and performance tasks



## Targeted Instruction

Instruction aligns to specific  
student needs and  
learning goals



## Student Reflection and Ownership

Ongoing student reflection  
promotes ownership  
of learning



## Data Driven Decisions

Frequent data collection  
informs instructional  
decisions and groupings

# What does Personalized Learning look like?

## Student Reflection and Ownership

Must Do - May Do



## Student Reflection and Ownership

Ongoing student reflection promotes ownership of learning

red graphic from



[www.edelements.com](http://www.edelements.com)

# What does Personalized Learning look like?

## Student Reflection and Ownership

### Must Do

1. Word Work
2. Journal
3. Rainbow Words

### May Do

- \* Book Box
- \* Partner Flash Cards
- \* Write the Room




## Student Reflection and Ownership

Ongoing student reflection promotes ownership of learning

# What does Personalized Learning Look Like?

## Flexible Content and Tools

- Google Classroom
- Playlists 
- Self-Paced Online Games
- Long-Term Projects



### Flexible Content and Tools

Instructional materials allow  
for differentiated path, pace,  
and performance tasks

graphics from



[www.edelements.com](http://www.edelements.com)

# What does Personalized Learning Look Like?

## Flexible Content and Tools

Nouns Playlist



graphics from



[www.edelements.com](http://www.edelements.com)

# What does Personalized Learning Look Like?

## Targeted Instruction

- Classic Small Groups
- Background Groups
- Pull-Out Groups

TODAY



### Targeted Instruction

Instruction aligns to specific student needs and learning goals

graphics from



[www.edelements.com](http://www.edelements.com)

# What does Personalized Learning Look Like?

## Data Driven Decisions

- Regular skills checks
- Flexible grouping
- Heterogeneous AND Homogeneous Grouping



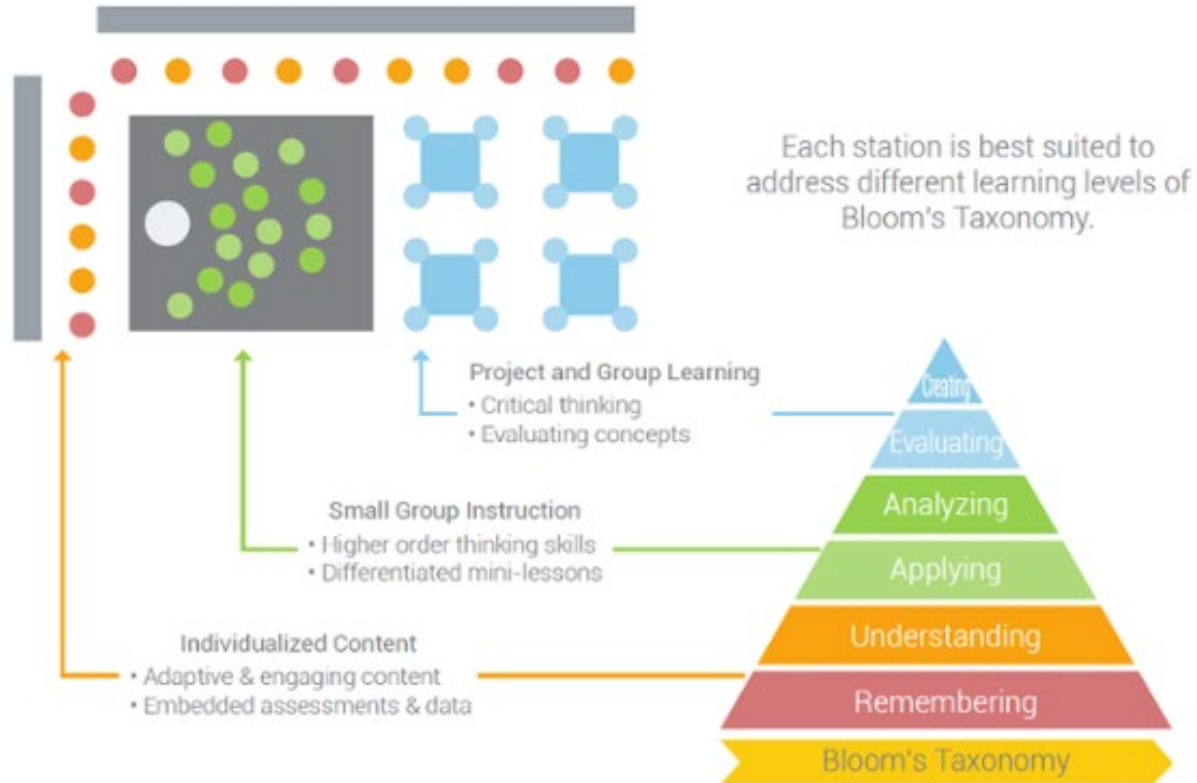
### Data Driven Decisions

Frequent data collection informs instructional decisions and groupings

graphics from



# What does Personalized Learning Look Like?



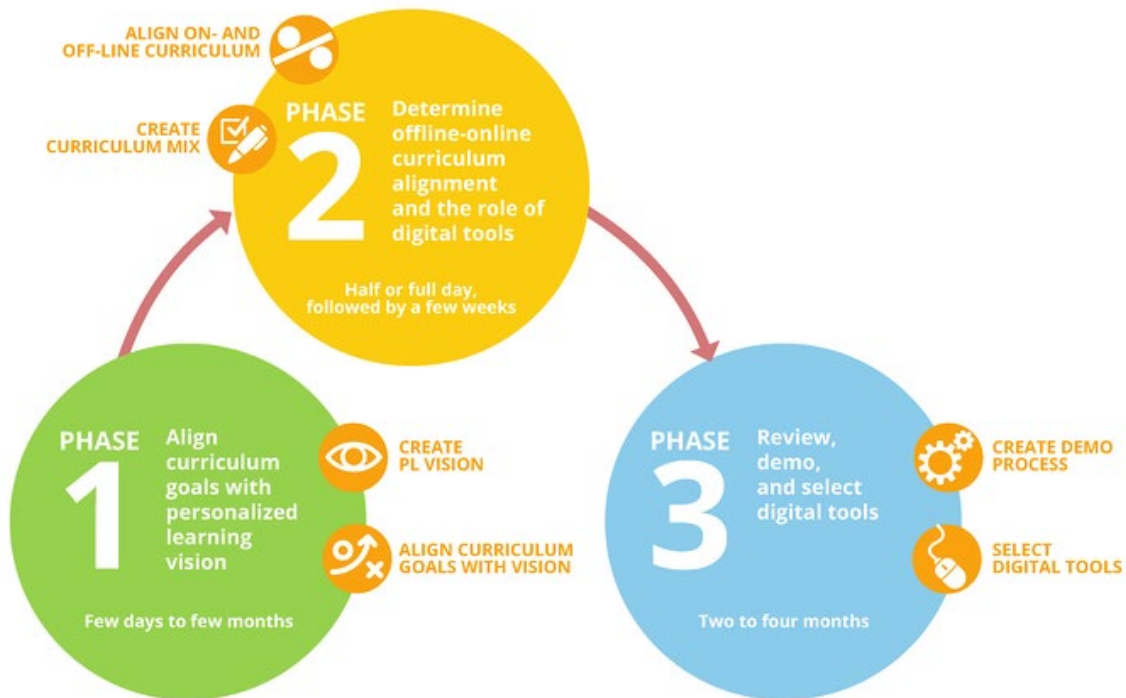
graphics from





# How do I get started?

## THREE PHASES OF CURRICULUM ALIGNMENT AND SELECTION



graphics from



# How do I get started?



graphics from



# How do I get started?



graphics from



[www.edelements.com](http://www.edelements.com)

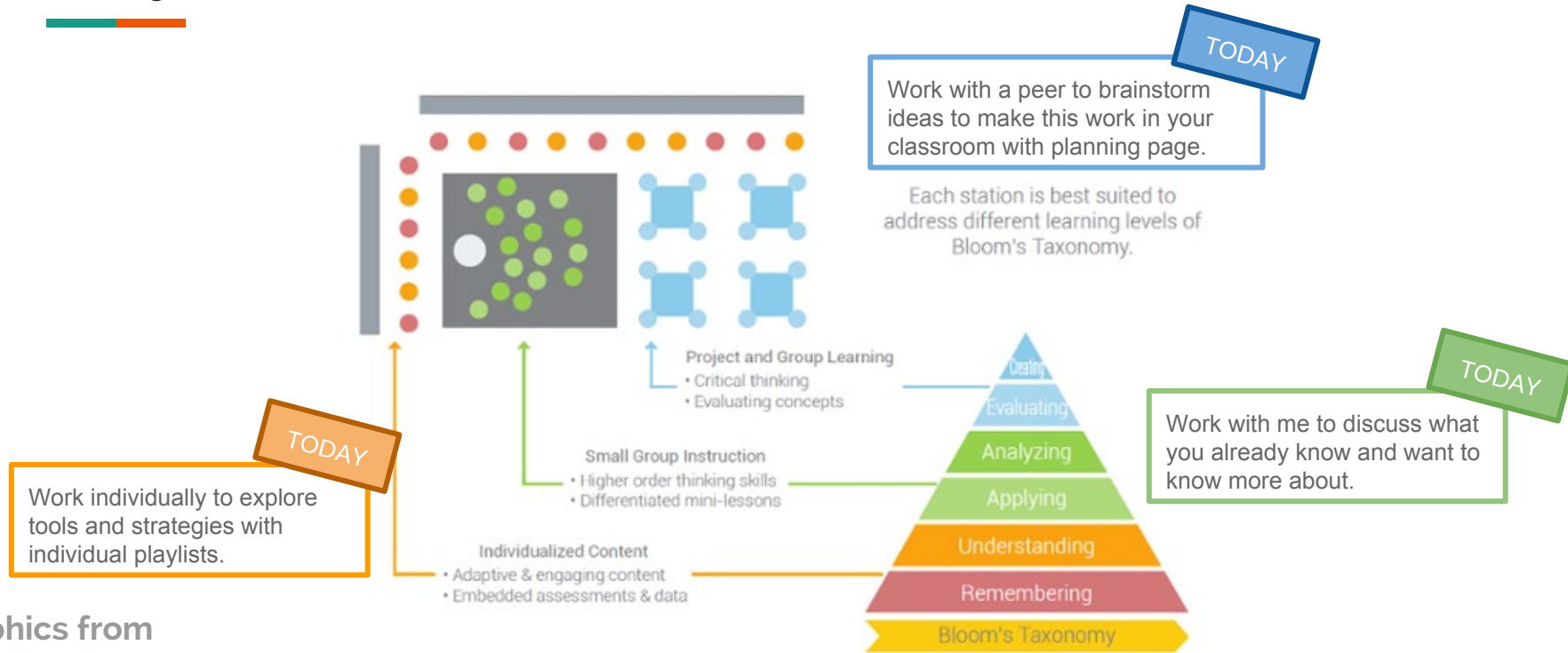
# How do I get started?



graphics from



# Let's Try It!



graphics from



# Let's Try It!



## **Phase 1 - Align curriculum goals with personalized learning and vision.**

- What do you want personalized learning to look like in your classroom?
- What are your goals for this time?
- How does it physically look?
- How much time will you spend?
- WHAT will you teach (math, reading, etc.)?
- What do you already teach that lends well to Personalized Learning?

# Let's Try It!



## **Phase 2 – Determine offline/online curriculum alignment and the goal for digital tools.**

- During which parts will you use technology?
- During which parts will you not use technology?
- What technology do you have access to use during this time?
- What subscriptions/software do you have access to that can help you?
- What print resources do you have that can help you?

# Let's Try It!



## **Phase 3 – Review, demo, and select digital tools.**

- What are things you will have to consider in order to set up this type of learning environment?
- What rules will you have to teach your students?
- What will August look like?
- What will April look like?
- What is success?
- What is failure (need to regroup)?



# Let's Try It!



Targeted  
Instruction



Student  
Reflection and  
Ownership



Data-Driven  
Decisions



Routines and  
Procedures



Flexible Content  
and Tools

graphics from



[www.edelements.com](http://www.edelements.com)

# Let's Try It!

---



# DISCUSS



**What did you learn or discover about Personalized Learning today that you previously did not know? What are your next steps with Personalized Learning?**

# How do I get started?



graphics from



# How do I get started?



graphics from



[www.edelements.com](http://www.edelements.com)

# How do I get started?



graphics from





# Personalized Learning in the Elementary Classroom

Natalie Beach  
Kindergarten Teacher  
Prescott South Elementary School  
Cookeville, TN  
[nbeach@pcsstn.com](mailto:nbeach@pcsstn.com)  
@psesmrsbeach